

Creditreform Covered Bond Rating

Norddeutsche Landesbank Girozentrale

Public Sector Covered Bond Program



Rating Object

Country Issuer	Germany	Repayment method	Hard Bullet
Cover pool asset class	Public Sector		Min (2,00%)
Legal framework	German Pfandbrief Act	Overcollateralization	Current (28,90%)
Nominal value	EUR 12.521,10 m.		Committed (NA)
Cover pool value	EUR 16.139,10 m.		Fix (95,69%)
WAL maturity covered bonds	7,30 (Years)	Covered bonds coupon type	Floating (4,31%)
WAL maturity cover pool	6,90 (Years)		Other (0,00%)
Cut-off date Covered Pool Information:		30.09.2019	

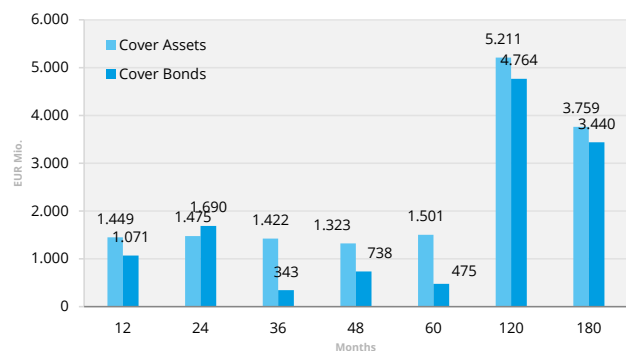
Rating Overview

Rating Summary		Credit Risk Metrics	
Issuer	Norddeutsche Landesbank Girozentrale	Metrics date	10.12.2018
LT Issuer Rating	BBB-	Rating Case Default Rate	12,07%
ST Issuer Rating	L3	Rating Case Recovery Rate	40,48%
+Legal and regulatory framework analysis	+4 Notches	Expected Loss	7,19%
+Liquidity and refinancing risk	+1 Notch	Rating Case Breakeven OC	10,94%
= Rating after 1st uplift	A+	<i>Program Key Counterparties</i>	
Cover Pool & cash flow analysis	AA	Servicer	NA
+ 2nd rating uplift	+2 Notches	Account Bank	NA
Rating covered bond program / Outlook	AA / Stable	Sponsor	NA

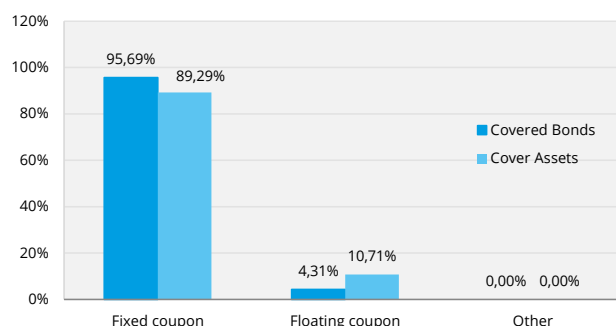
Cover Assets Composition

General Information		Breakdown by type of Assets	
Cover Pool Balance	EUR 16.139,10 m.	Loans	EUR 11.532,70 m.
Average Seasoning	NA	Bonds	EUR 397,60 m.
Total number of exposures	4.315	Other	EUR 3.764,40 m.
Distribution by type of asset		Distribution by Debtor size	
Mortgages	EUR 0,00 m.	Average Size Loans (EUR k.)	3.637
Public Sector	EUR 15.694,70 m.	Sovereigns (EUR m.)	1.318
Shipping	EUR 0,00 m.	Regional/federal authorities (EUR m.)	3.656
Substitute Assets	EUR 444,40 m.	Local/municipal authorities (EUR m.)	6.615
Other	EUR 0,00 m.	Others (EUR m.)	4.106

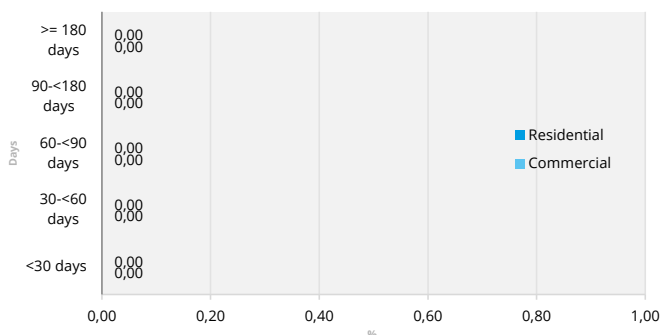
Asset-liability Profile



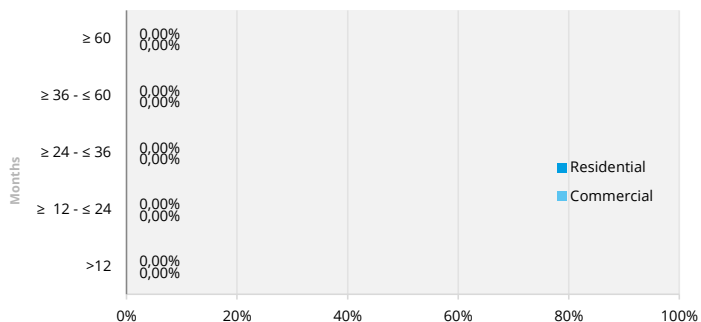
Interest Rate



Arrears Distribution



Seasoning Distribution



Creditreform Covered Bond Rating

NORD/LB

Public Sector Covered Bond Program

Creditreform 
Rating

LTV Distribution Commercial Loans			LTV Distribution Residential Loans		
LTV	Nominal	% Loans	LTV	Nominal	% Loans
>0 - <=40 %	NA	NA	>0 - <=40 %	NA	NA
>40 - <=50 %	NA	NA	>40 - <=50 %	NA	NA
>50 - <=60 %	NA	NA	>50 - <=60 %	NA	NA
>60 - <=70 %	NA	NA	>60 - <=70 %	NA	NA
>70 - <=80 %	NA	NA	>70 - <=80 %	NA	NA
>80 - <=90 %	NA	NA	>80 - <=90 %	NA	NA
>90 - <=100 %	NA	NA	>90 - <=100 %	NA	NA
>100%	NA	NA	>100%	NA	NA

Currency Distribution

Currency	Covered Bonds	Cover Assets
EUR	12.510,10 m.	15.917,60 m.
AUD	0,00 m.	0,00 m.
BRL	0,00 m.	0,00 m.
CAD	0,00 m.	0,00 m.
CHF	0,00 m.	0,00 m.
CZK	0,00 m.	0,00 m.
DKK	0,00 m.	0,00 m.
GBP	0,00 m.	16,20 m.
HKD	0,00 m.	0,00 m.
JPY	0,00 m.	7,60 m.
KRW	0,00 m.	0,00 m.
NOK	0,00 m.	0,00 m.
PLN	0,00 m.	0,00 m.
SEK	0,00 m.	0,00 m.
SGD	0,00 m.	0,00 m.
USD	11,00 m.	0,00 m.
Other	0,00 m.	197,70 m.

Loan Distribution by Regions (as % of total Public Sector assets)

Region	% of Public Sector assets
Baden-Württemberg	6,90%
Bavaria	7,86%
Berlin	6,85%
Brandenburg	0,89%
Bremen	5,19%
Hamburg	2,18%
Hesse	5,74%
Mecklenburg-Western Pomerania	2,34%
Lower Saxony	31,90%
North Rhine-Westphalia	14,66%
Rhineland-Palatinate	3,61%
Saarland	1,56%
Saxony	0,57%
Saxony-Anhalt	2,65%
Schleswig-Holstein	6,03%
Thuringia	1,07%

Swap Counterparties

Name	Type of arrangement	LEI
NA	NA	NA
NA	NA	NA
NA	NA	NA

Swap Agreements

Interest Rate Swap	NA
Currency Swap	NA

ISIN Lists

Issuer	ISIN	Coupon Type	Coupon Rate (%)	Issue date	Maturity date
Norddeutsche Landesbank Girozentrale	DE000NLB2DM2	Fix	3,45	07.01.2011	07.01.2021
Norddeutsche Landesbank Girozentrale	DE000NLB2Q36	Fix	0,38	09.10.2017	09.10.2024
Norddeutsche Landesbank Girozentrale	DE000NLB8CC2	Fix	2,27	25.04.2014	25.04.2029
Norddeutsche Landesbank Girozentrale	DE000BRL2985	Floating	EIEUR6M + 0.18	20.07.2012	20.07.2020
Norddeutsche Landesbank Girozentrale	DE000BRL3165	Fix	2,00	16.01.2014	15.02.2022
Norddeutsche Landesbank Girozentrale	DE000BRL3280	Fix	0,75	25.02.2015	25.02.2025
Norddeutsche Landesbank Girozentrale	DE000NLB1YW9	Fix	4,03	27.12.2012	28.12.2020
Norddeutsche Landesbank Girozentrale	DE000NLB2FX4	Floating	EIEUR3M + 0.2	30.04.2013	30.04.2020
Norddeutsche Landesbank Girozentrale	DE000NLB2QZ6	Floating	EIEUR3M + 0.6	02.10.2017	28.09.2022
Norddeutsche Landesbank Girozentrale	DE000NLB8E83	Fix	0,75	15.12.2014	17.04.2023
Norddeutsche Landesbank Girozentrale	DE000BRL3090	Fix	1,50	12.06.2013	12.06.2020
Norddeutsche Landesbank Girozentrale	DE000BRL3223	Fix	1,30	23.05.2014	23.05.2022
Norddeutsche Landesbank Girozentrale	DE000NLB2C16	Fix	3,25	23.11.2010	23.11.2020
Norddeutsche Landesbank Girozentrale	DE000NLB2GW4	Fix	1,63	02.07.2013	26.05.2020
Norddeutsche Landesbank Girozentrale	DE000NLB85X6	Fix	0,25	28.10.2016	28.10.2026
Norddeutsche Landesbank Girozentrale	DE000NLB8EZ9	Fix	0,31	19.11.2014	19.11.2019
Norddeutsche Landesbank Girozentrale	DE000BRL2894	Fix	3,25	07.12.2010	07.12.2020
Norddeutsche Landesbank Girozentrale	DE000BRL3140	Fix	2,00	12.12.2013	12.12.2022
Norddeutsche Landesbank Girozentrale	DE000BRL3264	Fix	1,00	11.12.2014	11.12.2024
Norddeutsche Landesbank Girozentrale	XS0808555162	Fix	1,50	24.07.2012	05.12.2019
Norddeutsche Landesbank Girozentrale	DE000NLB1LD6	Fix	2,13	24.04.2013	24.04.2028
Norddeutsche Landesbank Girozentrale	DE000NLB2DX9	Fix	3,25	18.01.2011	18.01.2021
Norddeutsche Landesbank Girozentrale	DE000NLB2Q44	Fix	1,00	04.10.2017	29.11.2021
Norddeutsche Landesbank Girozentrale	DE000NLB8CX8	Fix	0,87	20.06.2014	22.06.2020
Norddeutsche Landesbank Girozentrale	DE000BRL3041	Fix	2,00	24.02.2013	24.02.2023
Norddeutsche Landesbank Girozentrale	DE000BRL3207	Fix	1,00	21.05.2014	23.11.2020
Norddeutsche Landesbank Girozentrale	DE000BRL3298	Fix	1,00	15.05.2015	15.05.2025
Norddeutsche Landesbank Girozentrale	DE000NLB1YX7	Fix	4,05	27.12.2012	27.12.2021
Norddeutsche Landesbank Girozentrale	DE000NLB2FY2	Floating	EIEUR6M + 0.09	30.04.2013	30.04.2021
Norddeutsche Landesbank Girozentrale	DE000NLB8EW6	Floating	EIEUR3M + 0.05	11.11.2014	11.11.2019
Norddeutsche Landesbank Girozentrale	DE000BRL3124	Fix	2,07	02.10.2013	04.10.2022
Norddeutsche Landesbank Girozentrale	DE000BRL3249	Fix	0,37	13.11.2014	13.11.2019
Norddeutsche Landesbank Girozentrale	DE000NLB1EN0	Floating	EIEUR3M + 0.18	30.07.2010	27.07.2020
Norddeutsche Landesbank Girozentrale	DE000NLB2DK6	Fix	3,50	23.12.2010	23.12.2020
Norddeutsche Landesbank Girozentrale	DE000NLB2JX6	Fix	1,13	18.05.2015	18.07.2025
Norddeutsche Landesbank Girozentrale	DE000NLB8739	Fix	0,63	18.01.2017	18.01.2027
Norddeutsche Landesbank Girozentrale	XS1114351973	Floating	EIEUR3M + 0.22	26.09.2014	26.09.2022
Norddeutsche Landesbank Girozentrale	DE000BRL2969	Fix	2,20	05.03.2012	18.12.2019
Norddeutsche Landesbank Girozentrale	DE000BRL3157	Fix	2,15	22.12.2013	22.12.2023
Norddeutsche Landesbank Girozentrale	DE000BRL3272	Floating	EIEUR6M	06.02.2015	06.02.2025
Norddeutsche Landesbank Girozentrale	DE000NLB1VT1	Floating	EIEUR3M - 00.01	15.05.2008	15.05.2023
Norddeutsche Landesbank Girozentrale	DE000NLB2F88	Fix	1,50	28.05.2013	28.05.2021
Norddeutsche Landesbank Girozentrale	DE000NLB2QS1	Floating	EIEUR3M + 0.6	27.09.2017	27.09.2020
Norddeutsche Landesbank Girozentrale	DE000NLB8DC0	Floating	EIEUR3M + 0.15	30.07.2014	29.07.2022
Norddeutsche Landesbank Girozentrale	DE000BRL3058	Floating	EIEUR6M + 0.12	14.03.2013	14.03.2023
Norddeutsche Landesbank Girozentrale	DE000BRL3215	Fix	1,20	21.05.2014	22.11.2021
Norddeutsche Landesbank Girozentrale	DE000BRL3306	Floating	EIEUR6M + 0.53	23.05.2016	25.05.2021
Norddeutsche Landesbank Girozentrale	DE000NLB1YY5	Fix	4,06	27.12.2012	27.12.2022
Norddeutsche Landesbank Girozentrale	DE000NLB8EY2	Floating	EIEUR6M	18.11.2014	18.11.2024
Norddeutsche Landesbank Girozentrale	DE000BRL2878	Fix	2,75	14.10.2010	14.10.2020

Issuer	ISIN	Coupon Type	Coupon Rate (%)	Issue date	Maturity date
Norddeutsche Landesbank Girozentrale	DE000BRL3132	Fix	1,51	11.10.2013	11.10.2019
Norddeutsche Landesbank Girozentrale	DE000BRL3256	Fix	0,83	01.12.2014	01.12.2023

Data Definitions

The data is presented with a cut-off date. Following the clarification regarding the source of information:
 Issuer: Issuer source of information are all available public information, i.e. Investor Reports, Harmonised Transparency Templates "HTT", National Transparency Templates "NTT", Prospectus etc. Not reported or non available information will be labeled as "NA".

Field Name	Source	Definition
Cover pool asset class	Issuer	The asset type in the cover pool (public sector assets or mortgage assets)
Legal framework	CRA	The set of legislative and regulatory rules of the respective jurisdiction that regulates the covered bonds (CB) program
Nominal value	Issuer	The total amount of outstanding covered bonds as of cut-off date expressed in millions
Cover pool value	Issuer	Aggregate value of all assets in the cover pool as of cut-off date expressed in millions
WAL maturity covered bonds	Issuer	The weighted average remaining maturity of all outstanding covered bonds in years
WAL maturity cover pool	Issuer	The weighted average remaining maturity of all outstanding covered assets in years
Repayment method	Issuer	Hard Bullet: Covered bonds are repaid on the maturity date which cannot be extended Soft Bullet: The maturity date of the covered bonds can be extended by a fixed period Conditional pass-through (CPT): Covered bonds with a scheduled maturity date, and an extension mechanism defined by certain conditions
Overcollateralization	Issuer	Current OC: The proportion of cover assets that exceeds the proportion of currently outstanding covered bonds, calculated as $(\text{Cover pool value} / \text{outstanding covered bonds} - 1) * 100$ Min OC: The OC level that the issuer must maintain according to the respective CB legislation Committed OC: The minimum OC level that the issuer has committed to maintain
Covered bonds coupon type	Issuer	Type of interest rate paid on covered bonds, expressed as a percentage of bond's face value
LT Issuer Rating	CRA	Long-term ratings assess the default risks for each category of a bank's financial instruments with a residual term-to-maturity of more than one year
ST Issuer Rating	CRA	Short-term ratings assess the default risks for each category of a bank's financial instruments with a residual term-to-maturity of less than one year
Legal and regulatory framework analysis	CRA	A qualitative assessment of legislative and regulatory rules of the covered bonds program
Liquidity and refinancing risk	CRA	A qualitative assessment of regulatory requirements for liquidity and refinancing risk of the covered bonds program
First rating uplift	CRA	The rating after adding up the notches from Legal and regulatory framework analysis and Liquidity and refinancing risk with LT Issuer rating
Cover pool and cash flow analysis	CRA	The quantitative assessment of the cover assets and covered bonds at different rating-level stressed scenarios
Second rating uplift	CRA	The rating after adding up the notches from cash-flow analysis with 1st rating uplift (only effective if the rating from cash-flow analysis is higher than the 1st rating uplift)
Metrics date	CRA	The date on which CRA assigned the initial / follow-up rating of the covered bond program
Rating Case Default Rate (RDR)	CRA	Stressed default rate of the cover assets represented by the base case stressed scenario
Rating Case Recovery Rate (RRR)	CRA	Stressed recovery rate of the defaulted assets represented by the base case stressed scenario
Expected Loss	CRA	Stressed loss rate of the cover assets represented by the base case stressed scenario. The expected loss rate has been calculated as $[\text{RDR} * (1 - \text{RRR})]$ [%]
Rating Case Breakeven OC	CRA	The required stressed OC level compatible with the base case rating
Average Seasoning	Issuer	Average length of the loans from the origination date to the cut-off date in months
Loan Size	Issuer	Average size of the loans (i.e. Total value of cover assets / Number of loans)
LTV	Issuer	The loan-to-value (LTV) is the ratio of a loan to the value of the property securing the loan
LEI	CRA	Legal Entity Identifier (LEI) enables unique identification of legal entities in financial transactions
Arrears Distribution	Issuer	The distribution of arrears of the cover assets with respect to each asset class
Seasoning Distribution	Issuer	The distribution of seasoning of the cover assets with respect to each asset class
Asset liability Profile	CRA	The maturity structure of the cover assets and liabilities
% Residential Loans	Issuer	Outstanding value of loans that are secured by the residential property expressed as % of total outstanding loans in the cover pool
% Commercial Loans	Issuer	Outstanding value of loans that are secured by the commercial property expressed as % of total outstanding loans in the cover pool
Fixed Coupon	Issuer	All assets and liabilities in the covered bond program that yield a fixed interest rate
Floating Coupon	Issuer	All assets and liabilities in the covered bond program that have variable interest rates
EIEURxM	Reuters	Euro x Month EURIBOR
EURSWExY	Reuters	Euro x Year Interest Rate Swap Fixing

Disclaimer

© Creditreform Rating AG, 2019. This report is protected by copyright. Any commercial use is prohibited without prior written permission from Creditreform Rating AG. Only the full report may be published in order to prevent distortion of the report's overall assessment. Excerpts may only be used with the express consent of Creditreform Rating AG. Publication of the report without the consent of Creditreform Rating AG is prohibited. Only ratings published on the Creditreform Rating AG web pages remain valid.

We have assumed that the publicly available information, and the documents and information provided to us by the client are complete and accurate and that the copies provided to us represent the full and unchanged contents of the original documents. Therefore, Creditreform does not and cannot independently verify or validate information in every instance during the rating process. Further, Creditreform Rating AG assumes no responsibility for the true and fair representation of the original information.

Future events are uncertain, and forecasts are necessarily based on assessments and assumptions. The information in this report and in other types of credit opinions by Creditreform are provided "as is" without representation or warranty of any kind. This rating is therefore no statement of fact, but an opinion. No representation or warranty, express or implied, as to the accuracy, timeliness, completeness, merchantability or fitness for any particular purpose of any such information is made by Creditreform in any form or manner whatsoever. For this reason, Creditreform Rating AG or its directors, officers, employees, independent contractors, agents, representatives, licensors or suppliers cannot be held liable for the consequences of decisions made on the basis of any of their ratings or assumptions and assessments expressed in this report. Neither should ratings, assumptions or assessments expressed in this report, be construed as recommendations for investors, buyers or sellers. They should only be used by market participants (entrepreneurs, bankers, investors etc.) as one factor among others when arriving at corporate or investment decisions. Ratings or assumptions and assessments expressed in this report are not meant to be used as substitutes for one's own research, inquiries and own assessments.

ANY RATING PERFORMED BY CREDITREFORM RATING AG IS SUBJECT TO THE CREDITREFORM RATING AG CODE OF CONDUCT, WHICH HAS BEEN PUBLISHED ON THE WEB PAGES OF CREDITREFORM RATING AG. IN THIS CODE OF CONDUCT, CREDITREFORM RATING AG COMMITS ITSELF – SYSTEMATICALLY AND WITH DUE DILIGENCE – TO ESTABLISH ITS INDEPENDENT AND OBJECTIVE OPINION AS TO THE SUSTAINABILITY, RISKS AND OPPORTUNITIES CONCERNING THE ENTERPRISE OR THE ISSUE UNDER REVIEW.